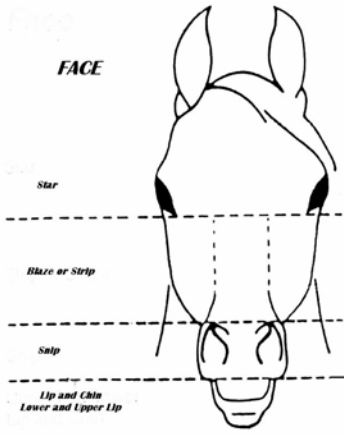
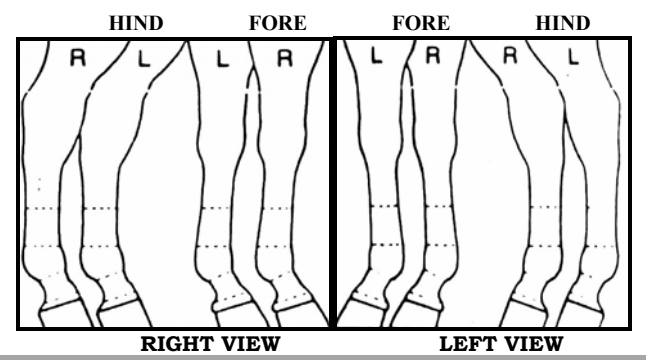
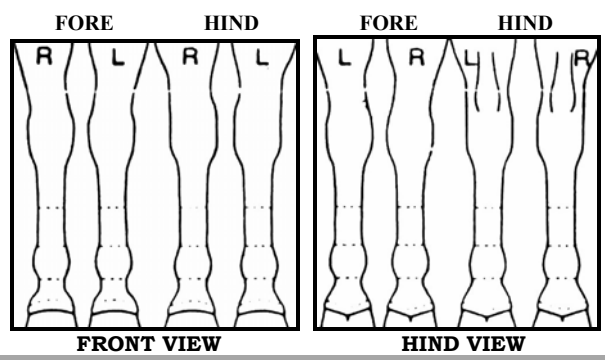




Instructions for Markings

With horse in front of you:



- Draw all white (pink skin) markings
- Indicate hoof color and any parti-color
- Check box if horse has no white markings
- Include any scars or brands for identification
- Attach clear photos of all four sides from hoof to top line
- **Attach a copy of the Sire & Dam Registration Certificate**



LEG MARKINGS		HOOF COLOUR		
WRITTEN DESCRIPTION		Light	Dark	Parti Colour
RIGHT FORE				
LEFT FORE				
RIGHT HIND				
LEFT HIND				

FACE MARKINGS WRITTEN DESCRIPTION	
STAR	
BLAZE OR STRIPE	
SNIP	
UPPER LIP	
LOWER LIP & CHIN	

ADDITIONAL MARKINGS WRITTEN DESCRIPTION (Brands, Tattoos, Scars, Unusual, etc.)

Markings Drawn By: _____ **Signature:** _____

All Fees must accompany the application and should be sent by Postal or Bank Money Order or Certified Cheque Made payable to the Canadian Morab Association. DO NOT REMIT CASH. Please refer to the current schedule of fees. **Failure to complete all requirements of this application will result in delays**